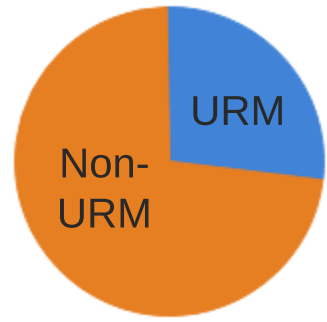


Nursing Pre-Licensure Program Insights



UG MAJORS

Enrollment has declined 20% in the last 5 years




DIVERSITY

Less than half (27.2%) are URM (24.7% Latinx, 4% Black)



GRADUATES

30% of undergraduates graduated in 2021-22



AVERAGE TIME TO DEGREE

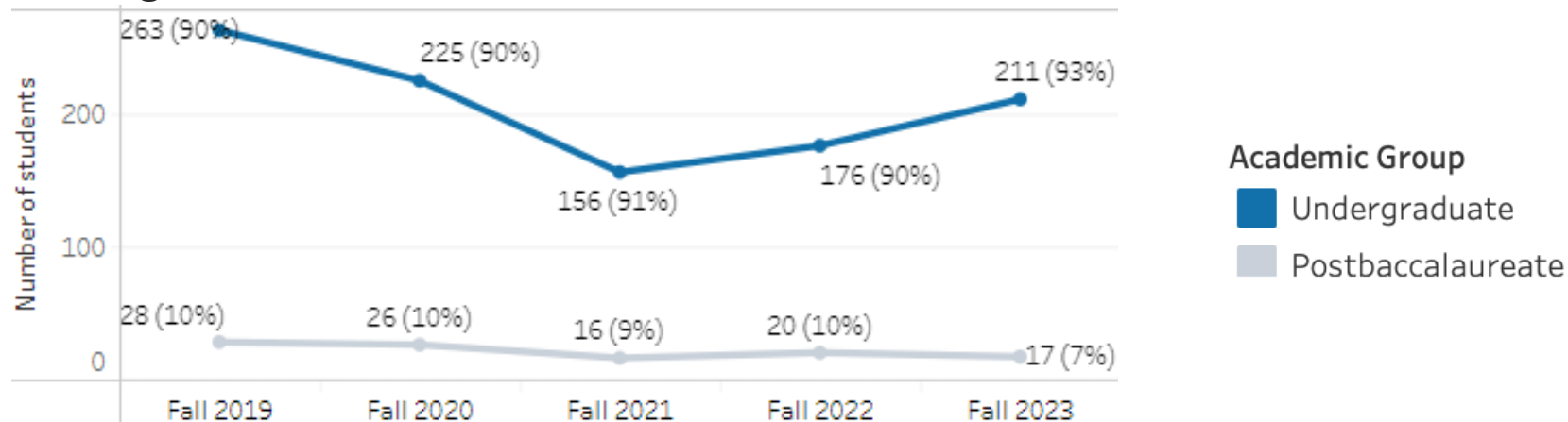
URM Frosh (F): 5.6 Years
URM Transfer (T): 2.9 Years

Non-passing Rates in Highest Enrolled Courses AY 22-23

Grades ■ DFWU ■ A ■ B ■ C ■ CR

Course num	Description	n (AY)	Nonpass..	Nonpass% diff ..	Inequity (..)	Group_URM	n (URM)	Grades
NURS 415	Transitions of Care	164	1%	-2%	▲	URM	52	6% (3) DFWU, 21% (11) B, 71% (37) A
						Non-URM	112	4% (5) DFWU, 23% (26) B, 72% (81) A
NURS 316	Clinical Pathophysiology	122	4%	-1%	▲	URM	41	5% (2) DFWU, 17% (7) B, 59% (24) A, 20% (8) CR
						Non-URM	81	5% (4) DFWU, 20% (16) B, 53% (43) A, 23% (19) CR
NURS 450	Community Health Nursing	120	0%	0%	▼	URM	37	11% (4) B, 89% (33) A
						Non-URM	83	5% (4) DFWU, 94% (78) A

Nursing Pre-Licensure Enrollment - Last 5 Years



For more information, check out Pioneer Insights.

- Graduation rates are calculated on incoming Fall cohorts.*
- [Program Enrollment](#)
- [Degree Data](#)
- [Course Outcomes \(DFW Rates\)](#)
- [Equity Course Outcomes](#)

Pioneer Insights: data.csueastbay.edu