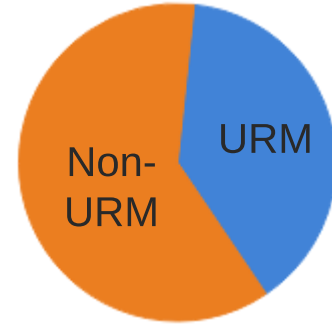


# Geology Program Insights



## UG MAJORS

Enrollment has increased 25% in the last 5 years



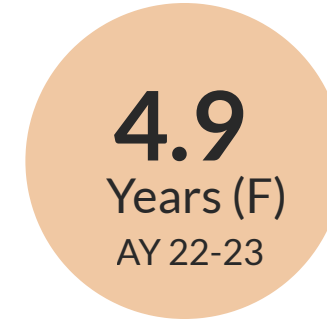
## DIVERSITY

Less than half (38.9%) are URM (27.8% Latinx, 11.1% Black)



## GRADUATES

40% of undergraduates graduated in 2022-23



## AVERAGE TIME TO DEGREE

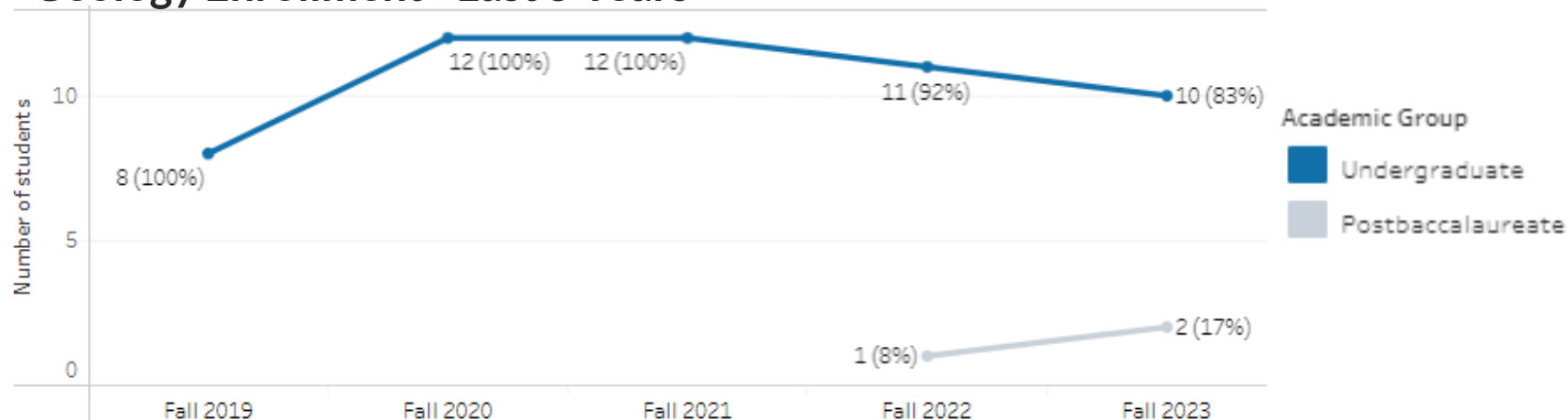
URM Frosh (F): 4.9 years  
URM Transfer (T): 2.7 Years

### Non-passing Rates in Highest Enrolled Courses AY 22-23



Course num	Description	n (AY)	Nonpass..	Nonpass% diff..	Inequity (..)	Group_URM	n (URM)	Grades
GEOL 340	The Oceans	573	8%	-3%	▲	URM	251	10% (25) DFWU, 13% (33) C, 31% (78) B, 45% (113) A
						Non-URM	322	7% (22) DFWU, 8% (26) C, 24% (78) B, 58% (188) A
GEOL 330	Weather & Atmosphere	387	0%	0%	▼	URM	174	98% (170) A
						Non-URM	213	99% (210) A
GEOL 100	Earth Systems Science	73	8%	-4%	▲	URM	40	10% (4) DFWU, 23% (9) C, 38% (15) B, 28% (11) A
						Non-URM	33	6% (2) DFWU, 21% (7) C, 42% (14) B, 30% (10) A

### Geology Enrollment - Last 5 Years



For more information, check out Pioneer Insights.

- Graduation rates are calculated on incoming Fall cohorts.\*
- [Program Enrollment](#)
- [Degree Data](#)
- [Course Outcomes \(DFW Rates\)](#)
- [Equity Course Outcomes](#)

Pioneer Insights: [data.csueastbay.edu](https://data.csueastbay.edu)