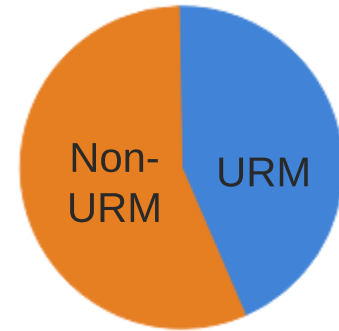




UG MAJORS

Enrollment has declined 38% in the last 5 years




DIVERSITY

Almost half (43.8%) are URM (40.2% Latinx, 5.4% Black)



GRADUATES

21% of undergraduates graduated in 2022-23



AVERAGE TIME TO DEGREE

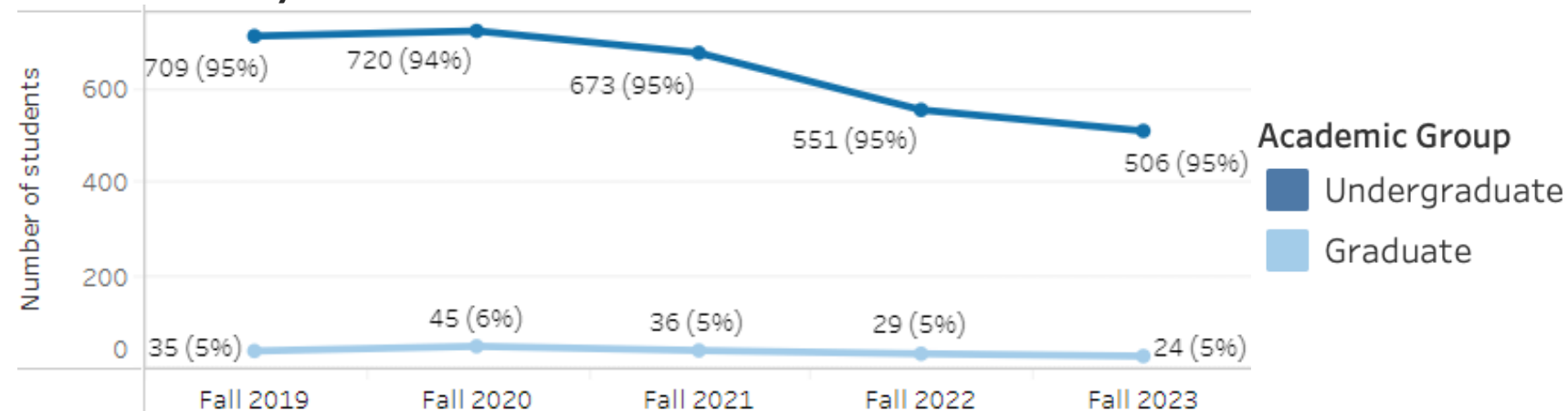
URM Frosh (F): 5.6 years
URM Transfer (T): 5.1 Years

Non-passing Rates in Highest Enrolled Courses AY 22-23



Course num	Description	n (AY)	Nonpass..	Nonpass% diff ..	Inequity (..)	Group_URM	n (URM)
CHEM 111	General Chem I	169	24%	-16%	▲	URM	83
						Non-URM	86
CHEM 112	General Chem II	165	15%	-8%	▲	URM	80
						Non-URM	85
CHEM 111L	General Chem Lab I	162	7%	-9%	▲	URM	79
						Non-URM	83

Biochemistry Enrollment - Last 5 Years



For more information, check out Pioneer Insights.

- Graduation rates are calculated on incoming Fall cohorts.*
- [Program Enrollment](#)
- [Degree Data](#)
- [Course Outcomes \(DFW Rates\)](#)
- [Equity Course Outcomes](#)

Pioneer Insights: data.csueastbay.edu