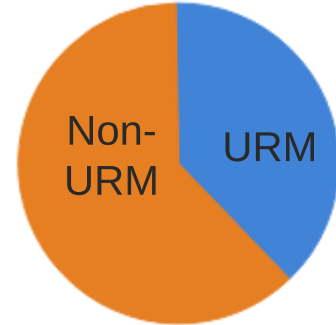




UG MAJORS

Enrollment has declined 15% in the last 5 years



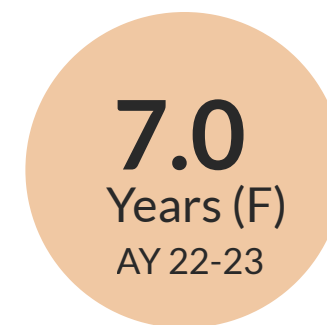
DIVERSITY

Less than half (38.1%) are URM (33.3% Latinx, 4.8% Black)



GRADUATES

17% of undergraduates graduated in 2022-23



AVERAGE TIME TO DEGREE

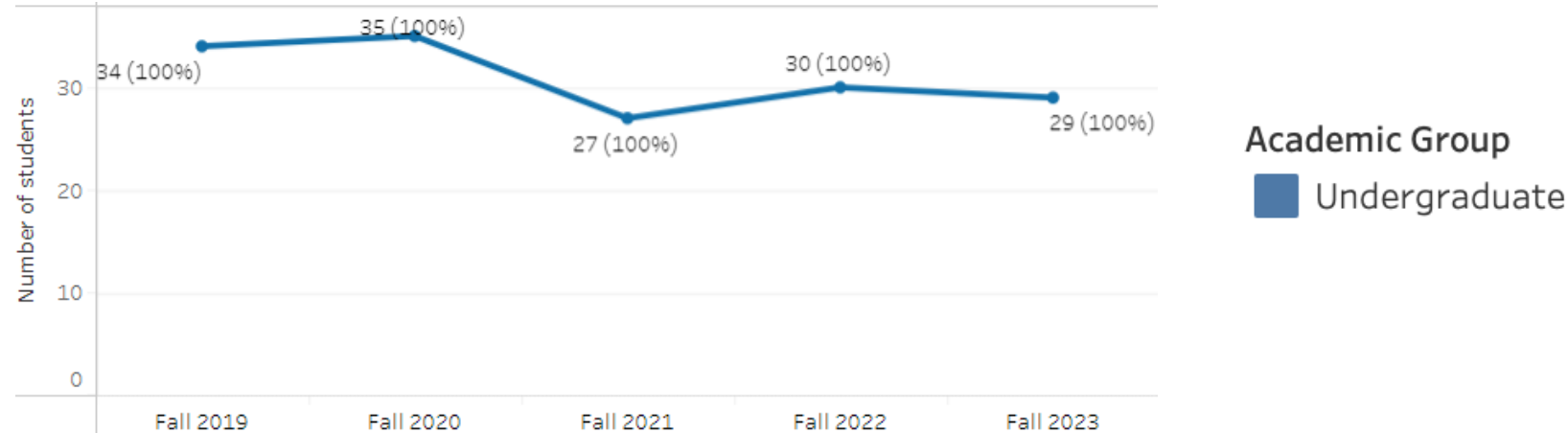
URM Frosh (F): 7 Years
URM Transfer (T): 2.6 Years

Non-passing Rates in Highest Enrolled Courses AY 22-23

Grades ■ DFWU ■ A ■ B ■ C ■ CR

Course num	Description	n (AY)	Nonpass..	Nonpass% diff ..	Inequity (..)	Group_URM	n (URM)	Grades
ENVT 101	Environmental Challenges	63	8%	-17%	▲	URM	30	17% (5) DFWU, 7% (2) CR, 40% (12) B, 33% (10) A
						Non-URM	33	6% (2) DFWU, 30% (10) B, 61% (20) A
ENVT 330	Sustainability and Justice	60	5%	2%	▼	URM	27	15% (4) DFWU, 37% (10) B, 44% (12) A
						Non-URM	33	6% (2) DFWU, 42% (14) B, 52% (17) A

Environmental Studies Enrollment - Last 5 Years



For more information, check out Pioneer Insights.

- Graduation rates are calculated on incoming Fall cohorts.*
- Program Enrollment
- Degree Data
- Course Outcomes (DFW Rates)
- Equity Course Outcomes

Pioneer Insights: data.csueastbay.edu